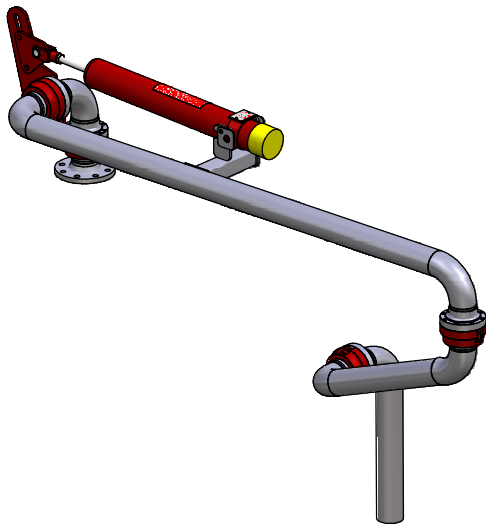


top loading arm

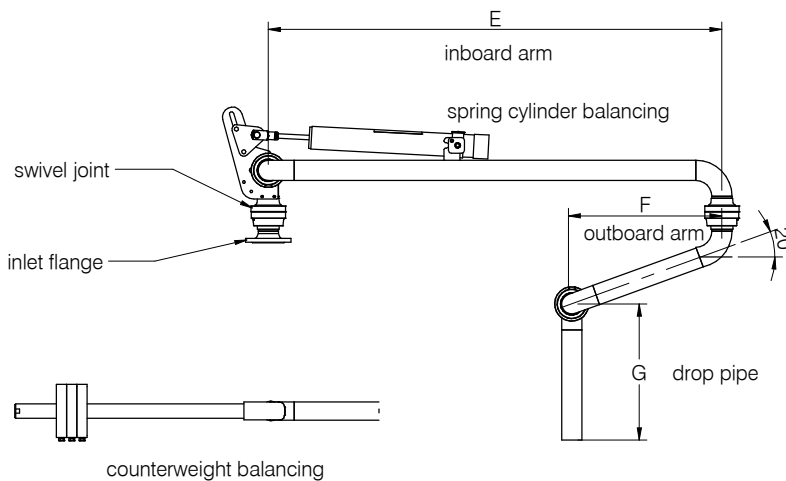
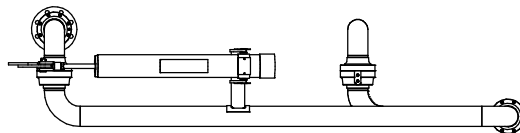
type TP



ITEM	SPECIFICATION
dimensions	DN50 (2"), DN80 (3"), DN100 (4"), DN150 (6")
material	stainless steel, steel, aluminium
connection	flanged ANSI/DIN
swivel joint	30-2000 (standard)
seals	PTFE, Viton, EPDM
balancing	spring cylinder, counterweight

PROCESS DATA	VALUES
pressure	up to 50 bar
temperature	-50°C / +200°C

No.	OPTIONS
1	earthing cable
2	shut-off valve
3	deflector



subject to technical modifications